

RIVERSIDE COUNTY FIRE DEPARTMENT

in cooperation with **CAL FIRE**



2022 ANNUAL REPORT

MESSAGE FROM THE FIRE CHIEF

It is with great pleasure and a sense of pride that I present to you the annual report of the Riverside County Fire Department. This year's report showcases a fresh format and appearance, reflecting the ongoing changes and advancements our department is experiencing. As we navigate the first quarter of the twenty-first century, Riverside County remains at the forefront of population growth in both the state and the nation. With this increase in population comes a proportional rise in the demands placed on our department, as evident in the escalating call volume for emergency services.

In 2022, our Emergency Command Center received and dispatched an astounding 193,277 calls, marking an increase of 9,795 emergency service calls from the previous year. This statistic highlights the fireless efforts of our dedicated firefighters and personnel who work diligently day in and day out, ensuring the safety and well-being of our community.

It brings me immense pride to announce that, much like in 2021, several members of our department have been recognized for their extraordinary acts of bravery. Fire Apparatus Engineer Tyler Williams and Fire Apparatus Engineer Omar Desiderio exhibited unwavering heroism during a well-involved motel fire, rescuing a civilian in the face of imminent danger. Additionally, Fire Captain Robert Rubalcava and Fire Apparatus Engineer Al Moreno demonstrated exceptional courage when they rescued one of our own during a structure fire that had tragically collapsed, trapping a fellow firefighter. We are profoundly honored to have these outstanding individuals receive the State Medal of Valor, the highest recognition bestowed upon firefighters in California.

In 2022, Riverside County encountered a devastating fire that will forever be etched in our memories. The Fairview fire, which started on Labor Day, September 5, 2022, ravaged 28,109 acres within a four-day period. The consequences were heartbreaking, with the loss of two precious lives and one individual sustaining injuries. The fire destroyed twenty one homes and caused damage to an additional four. However, through the unified efforts of Riverside County firefighters, as well as the collaboration with firefighting teams from neighboring regions and the state, we were able to save over 1,100 homes that were directly threatened. This serves as a testament to the unparalleled dedication and resilience of our firefighters when faced with the most challenging circumstances.

I would be remiss if I did not express our sincere gratitude to the Riverside County Board of Supervisors and the Riverside County Executive staff for their unwavering support. Their approval of crucial initiatives in 2021, such as staffing and stationing a dozer in the Coachella Valley, upgrading our firefighting hose, adding relief positions, converting three additional stations to municipal staffing, and providing funding for two station upgrades, has significantly contributed to the success and effectiveness of the Riverside County Fire Department.

As we move forward, our department will continue to thrive as a leader in the region, delivering exceptional fire and rescue services to the communities we serve. We remain resolute in our commitment to protecting lives, safeguarding property, and providing aid during times of crisis. Together, we will face the challenges that lie ahead and ensure the safety and well-being of Riverside County residents.

Sincerely,

Bill Weiser

Fire Chief, Riverside County Fire Department

TABLE OF CONTENTS

Incident Totals by City, Community and County	06
Acknowledgements	27
Response by Chief Officer	30
Response by Specialized Equipment	36
Incident Totals by Battalion	40
Ten Year Activity Total	47







CITY OF BANNING

ENDLESS OPPORTUNITY

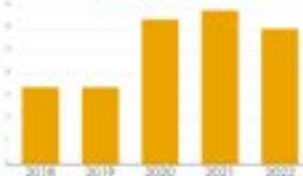


CITY OF BEAUMONT

A CITY ELEVATED



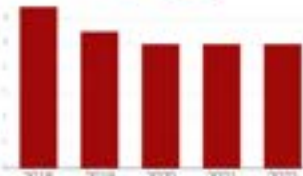
30



STRUCTURE FIRE



10



HAZMAT



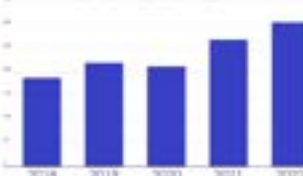
269



FALSE ALARM



305



TRAFFIC COLLISION



58



WILDLAND FIRE



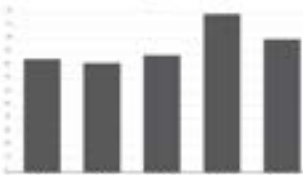
4059



MEDICAL



100



OTHER FIRE (VEHICLE, OUTSIDE, ETC)



316

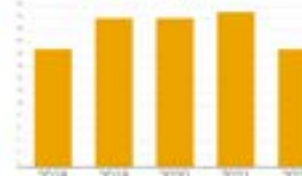


OTHER MISC.

TOTAL RESPONSE
5147
0.81% DECREASE FROM 2021



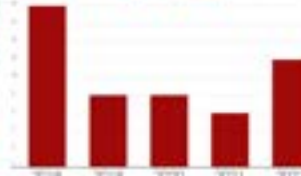
19



STRUCTURE FIRE



12



HAZMAT



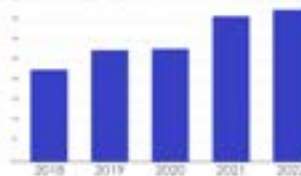
407



FALSE ALARM



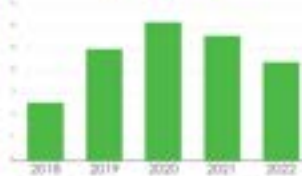
377



TRAFFIC COLLISION



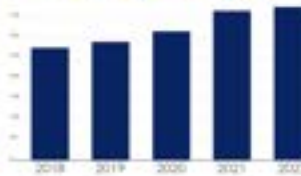
22



WILDLAND FIRE



3757



MEDICAL



63



OTHER FIRE (VEHICLE, OUTSIDE, ETC)



366



OTHER MISC.

TOTAL RESPONSE
5023
4.10% INCREASE FROM 2021



CITY OF COACHELLA

THE CITY OF ETERNAL SUNSHINE

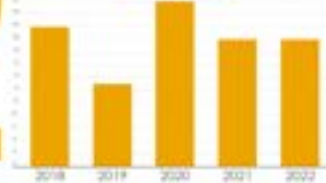


CITY OF DESERT HOT SPRINGS

THE SPA CITY



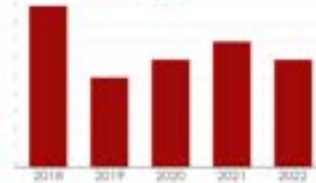
20



STRUCTURE FIRE



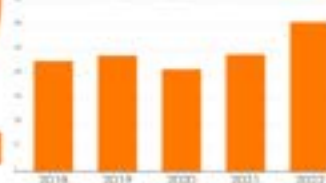
6



HAZMAT



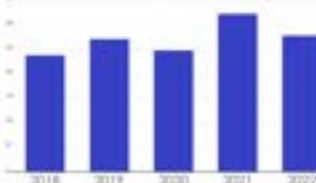
307



FALSE ALARM



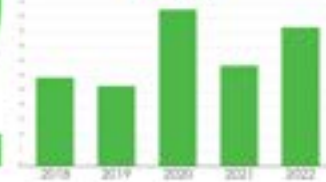
279



TRAFFIC COLLISION



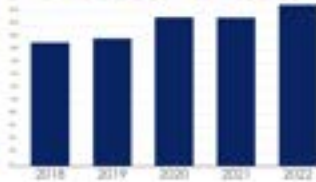
47



WILDLAND FIRE



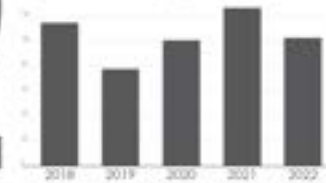
2518



MEDICAL



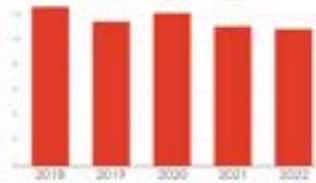
103



OTHER FIRE (VEHICLE, OUTSIDE, ETC)



110

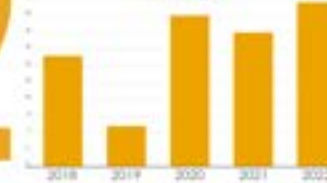


OTHER MISC.

TOTAL RESPONSE
3390
6.67% INCREASE FROM 2021



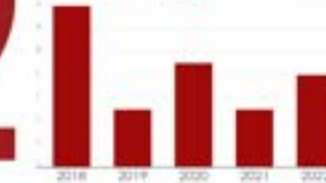
49



STRUCTURE FIRE



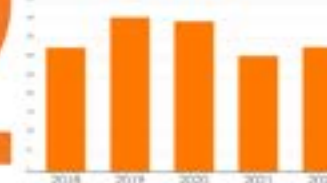
8



HAZMAT



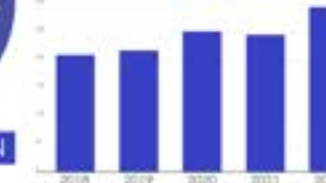
329



FALSE ALARM



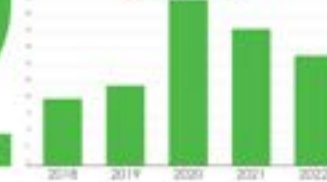
294



TRAFFIC COLLISION



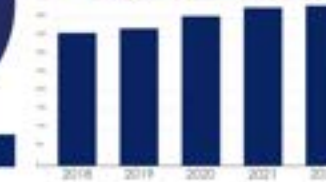
33



WILDLAND FIRE



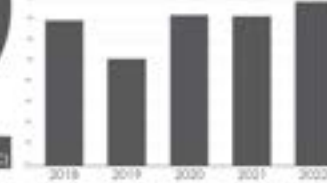
4328



MEDICAL



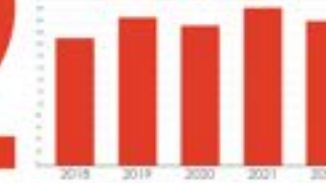
158



OTHER FIRE (VEHICLE, OUTSIDE, ETC)



243



OTHER MISC.

TOTAL RESPONSE
5442
2.41% INCREASE FROM 2021



CITY OF EASTVALE

COMMUNITY. PRIDE. PROSPERITY.



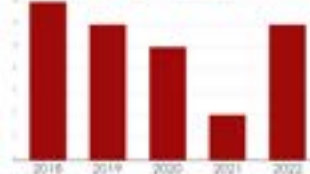
19



STRUCTURE FIRE



12



HAZMAT



318



FALSE ALARM



324



TRAFFIC COLLISION



11



WILDLAND FIRE



3024



MEDICAL



47



OTHER FIRE (VEHICLE, OUTSIDE, ETC)



188



OTHER MISC.

TOTAL RESPONSE

3943

6.68% INCREASE FROM 2021



CITY OF INDIAN WELLS

EXCEPTIONAL LIFESTYLE



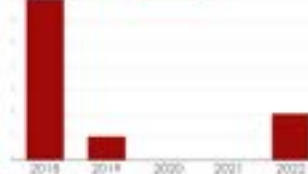
4



STRUCTURE FIRE



2



HAZMAT



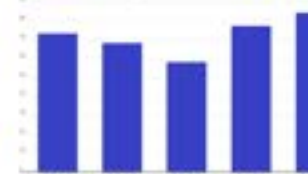
167



FALSE ALARM



84



TRAFFIC COLLISION



4



WILDLAND FIRE



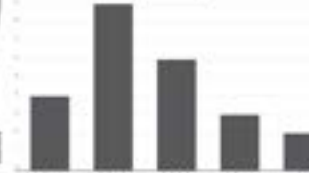
972



MEDICAL



2



OTHER FIRE (VEHICLE, OUTSIDE, ETC)



104



OTHER MISC.

TOTAL RESPONSE

1339

17.66% INCREASE FROM 2021

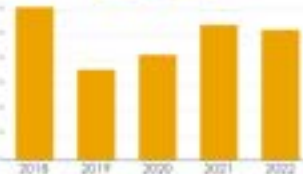


CITY OF INDIO

TAKE CENTER STAGE



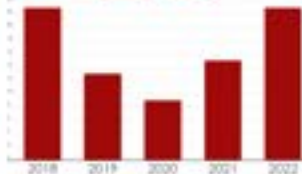
52



STRUCTURE FIRE



23



HAZMAT



781



FALSE ALARM



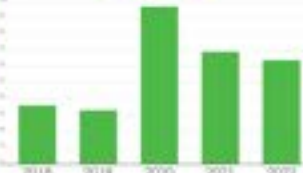
601



TRAFFIC COLLISION



64



WILDLAND FIRE



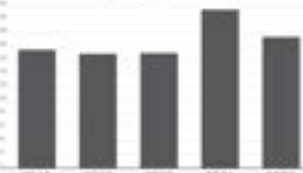
7295



MEDICAL



194



OTHER FIRE



598



OTHER MISC.

TOTAL RESPONSE
9608
9.57% INCREASE FROM 2021



CITY OF JURUPA VALLEY

A COMMUNITY OF COMMUNITIES



75



STRUCTURE FIRE



26



HAZMAT



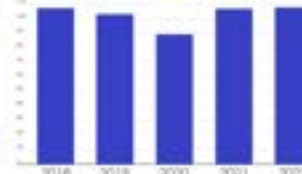
975



FALSE ALARM



1078



TRAFFIC COLLISION



140



WILDLAND FIRE



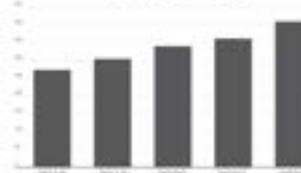
8558



MEDICAL



408



OTHER FIRE



817



OTHER MISC.

TOTAL RESPONSE
12077
6.30% INCREASE FROM 2021

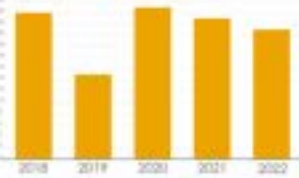


CITY OF LA QUINTA

GEM OF THE DESERT



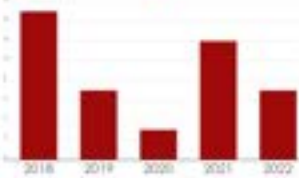
23



STRUCTURE FIRE



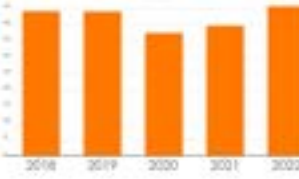
7



HAZMAT



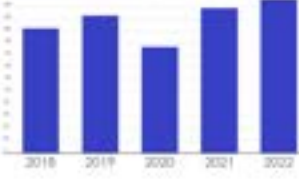
457



FALSE ALARM



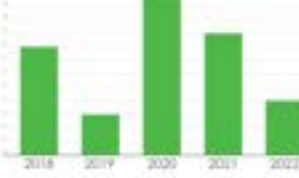
253



TRAFFIC COLLISION



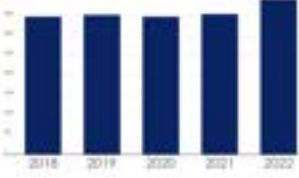
4



WILDLAND FIRE




3936



MEDICAL




30



OTHER FIRE (VEHICLE, OUTSIDE, ETC)



443



OTHER MISC.

TOTAL RESPONSE

5153

11.56% INCREASE FROM 2021

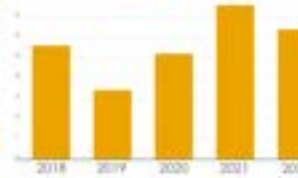


CITY OF LAKE ELSINORE

DREAM EXTREME



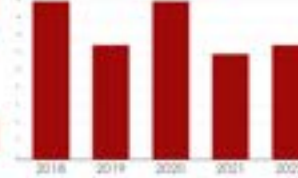
32



STRUCTURE FIRE



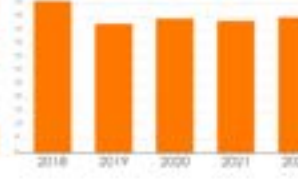
13



HAZMAT



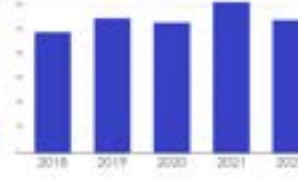
500



FALSE ALARM



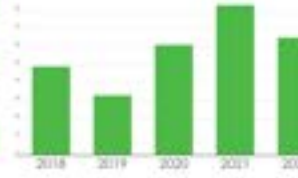
546



TRAFFIC COLLISION



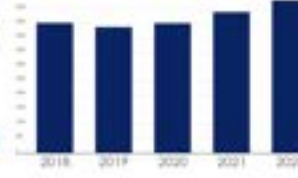
65



WILDLAND FIRE




5315



MEDICAL



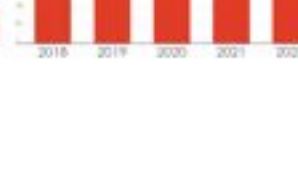
140



OTHER FIRE (VEHICLE, OUTSIDE, ETC)



382




OTHER MISC.

TOTAL RESPONSE

6993

3.99% INCREASE FROM 2021

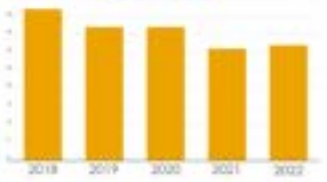


CITY OF MENIFEE

NEW. BETTER. BEST.




32



STRUCTURE FIRE



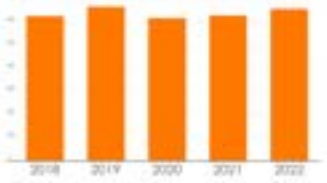
18



HAZMAT



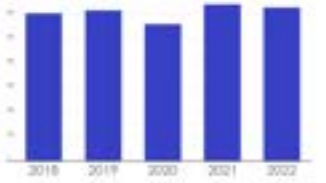
654



FALSE ALARM



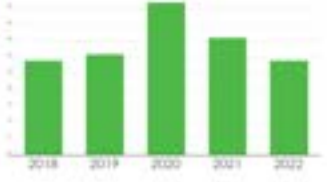
630



TRAFFIC COLLISION



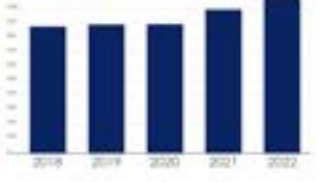
29



WILDLAND FIRE



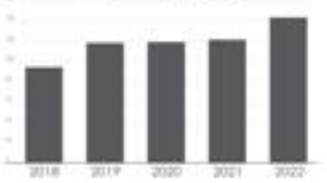
10835



MEDICAL



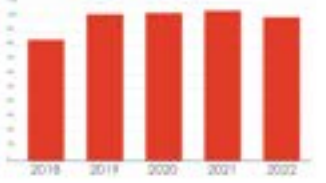
143



OTHER FIRE (VEHICLE, OUTSIDE, ETC)



382



OTHER MISC.

TOTAL RESPONSE
13340
6.75% INCREASE FROM 2021

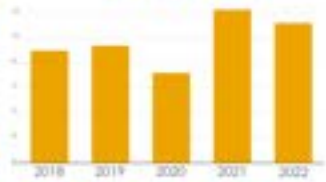


CITY OF MORENO VALLEY

WHERE DREAMS SOAR



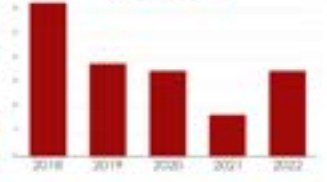
112



STRUCTURE FIRE



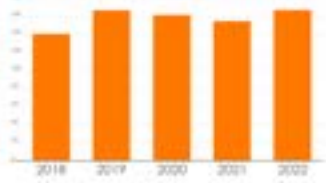
35



HAZMAT



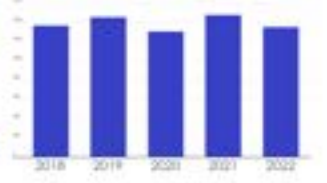
1672



FALSE ALARM



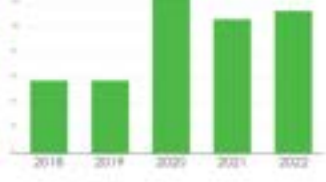
1343



TRAFFIC COLLISION



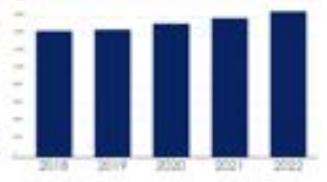
114



WILDLAND FIRE



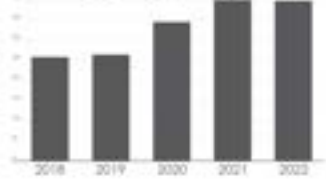
16563



MEDICAL



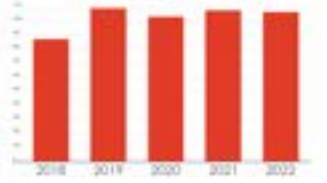
396



OTHER FIRE (VEHICLE, OUTSIDE, ETC)



1065



OTHER MISC.

TOTAL RESPONSE
21300
3.71% INCREASE FROM 2021



CITY OF NORCO

HORSE TOWN, U.S.A.

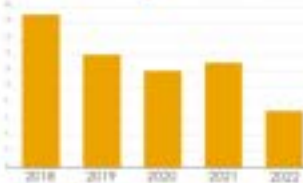


CITY OF PALM DESERT

CULTURAL CENTER OF THE DESERT COMMUNITIES



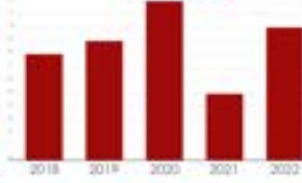
7



STRUCTURE FIRE



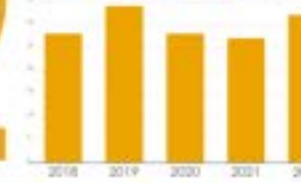
10



HAZMAT



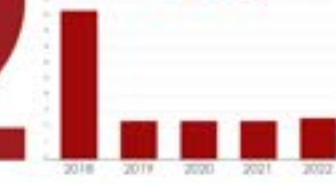
32



STRUCTURE FIRE



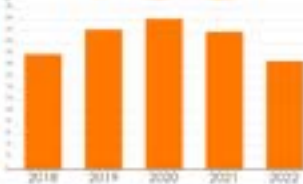
13



HAZMAT



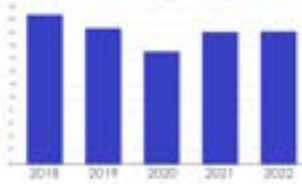
188



FALSE ALARM



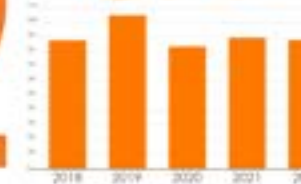
205



TRAFFIC COLLISION



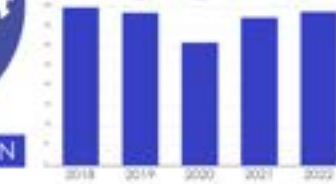
879



FALSE ALARM



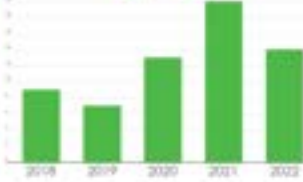
389



TRAFFIC COLLISION



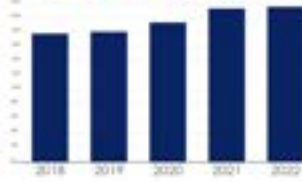
14



WILDLAND FIRE



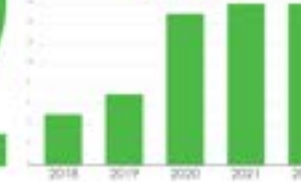
2156



MEDICAL



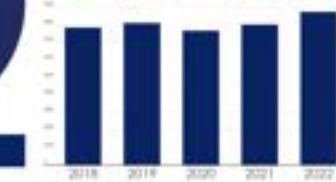
16



WILDLAND FIRE



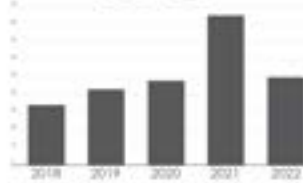
8716



MEDICAL



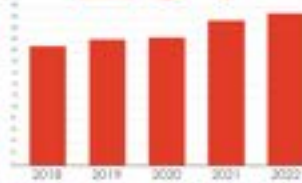
50



OTHER FIRE (VEHICLE, OUTSIDE, ETC)



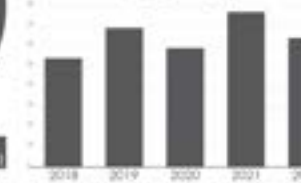
269



OTHER MISC.



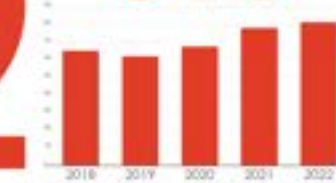
64



OTHER FIRE (VEHICLE, OUTSIDE, ETC)



815



OTHER MISC.

TOTAL RESPONSE
2899
1.83% DECREASE FROM 2021

TOTAL RESPONSE
10924
7.49% INCREASE FROM 2021



CITY OF PERRIS

SKYDIVING CAPITAL OF AMERICA



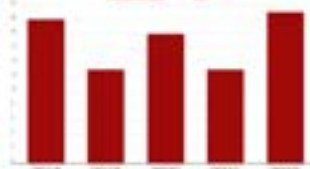
41



STRUCTURE FIRE



21



HAZMAT



592



FALSE ALARM



659



TRAFFIC COLLISION



59



WILDLAND FIRE



6292



MEDICAL



195



OTHER FIRE (VEHICLE, OUTSIDE, ETC)



430



OTHER MISC.

TOTAL RESPONSE
8289
2.96% INCREASE FROM 2021



CITY OF RANCHO MIRAGE

AN OASIS IN THE DESERT



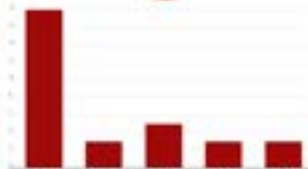
14



STRUCTURE FIRE



3



HAZMAT



574



FALSE ALARM



162



TRAFFIC COLLISION



6



WILDLAND FIRE



4578



MEDICAL



26



OTHER FIRE (VEHICLE, OUTSIDE, ETC)



364



OTHER MISC.

TOTAL RESPONSE
5727
14.08% INCREASE FROM 2021



RUBIDOUX COMMUNITY SERVICES DISTRICT

CALIFORNIA'S 1ST COMMUNITY SERVICES DISTRICT



23



STRUCTURE FIRE



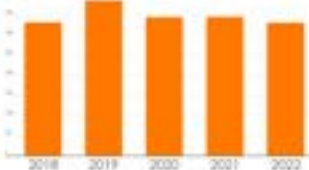
5



HAZMAT



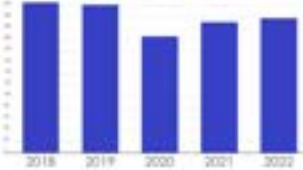
330



FALSE ALARM



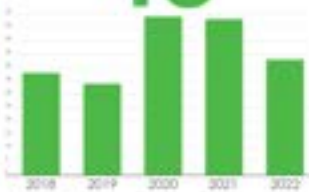
238



TRAFFIC COLLISION



43



WILDLAND FIRE



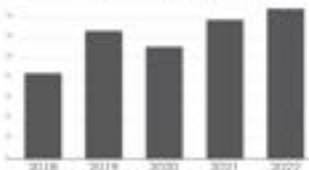
2218



MEDICAL



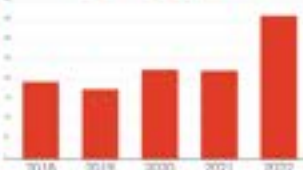
149



OTHER FIRE (VEHICLE, OUTSIDE, ETC)



362



OTHER MISC.

TOTAL RESPONSE
3368
7.85% INCREASE FROM 2021

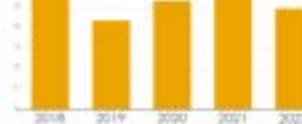


CITY OF SAN JACINTO

AN ECLECTIC COMBINATION OF THE OLD & NEW



25



STRUCTURE FIRE



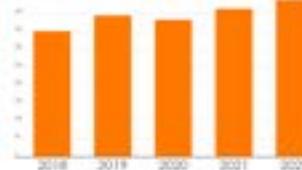
12



HAZMAT



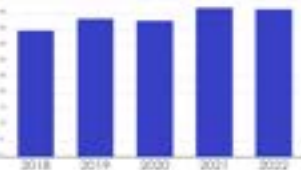
439



FALSE ALARM



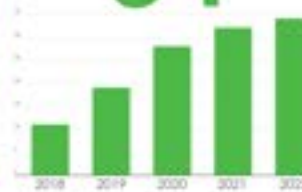
467



TRAFFIC COLLISION



34



WILDLAND FIRE



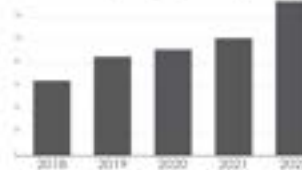
5700



MEDICAL



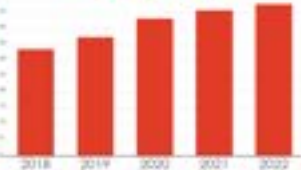
134



OTHER FIRE (VEHICLE, OUTSIDE, ETC)



479



OTHER MISC.

TOTAL RESPONSE
7290
0.51% INCREASE FROM 2021

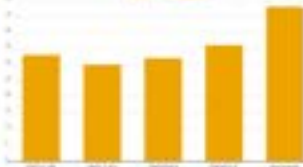


CITY OF TEMECULA

OLD TRADITIONS, NEW OPPORTUNITIES



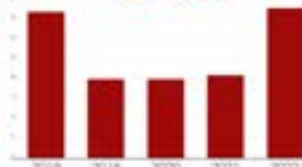
48



STRUCTURE FIRE



38



HAZMAT



962



FALSE ALARM



790



TRAFFIC COLLISION



23



WILDLAND FIRE



7728



MEDICAL



92



OTHER FIRE (VEHICLE, OUTSIDE, ETC)



714



OTHER MISC.

TOTAL RESPONSE
10395
6.54% INCREASE FROM 2021



CITY OF WILDOMAR

TRADITION. OPPORTUNITY. PROGRESS.



11



STRUCTURE FIRE



4



HAZMAT



218



FALSE ALARM



245



TRAFFIC COLLISION



12



WILDLAND FIRE



2832



MEDICAL



47



OTHER FIRE (VEHICLE, OUTSIDE, ETC)



265



OTHER MISC.

TOTAL RESPONSE
3634
6.60% INCREASE FROM 2021

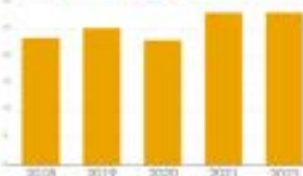


COUNTY OF RIVERSIDE

COMMUNITY NOW. SERVICES NOW.



282



STRUCTURE FIRE



80



HAZMAT



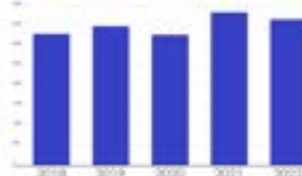
3243



FALSE ALARM



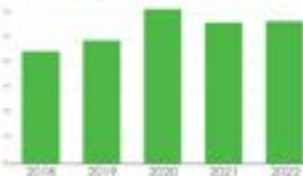
3668



TRAFFIC COLLISION



571



WILDLAND FIRE



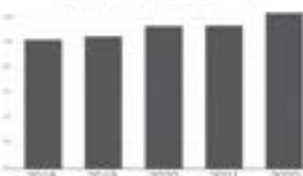
32614



MEDICAL



1251



OTHER FIRE (EMERGENCY, OUTSIDE, ETC)



3107



OTHER MISC.

TOTAL RESPONSE
44935

3.88% INCREASE FROM 2021

ACKNOWLEDGMENTS

City of Banning

Mayor – Alberto Sanchez
Mayor Pro Tem – Colleen Wallace
Council Member – Rick Minjares
Council Member – Reuben Gonzales
Council Member – Sheri Flynn
City Manager – Doug Schulze

City of Beaumont

Mayor – Julio Martinez III
Mayor Pro Tem – David Fenn
Council Member – Lloyd White
Council Member – Mike Lara
Council Member – Jessica Voigt
City Manager – Elizabeth Gibbs

City of Coachella

Mayor – Steven Hernandez
Mayor Pro Tem – Neftali Galarza
Council Member – Denise Delgados
Council Member – Stephanie Virgen
Council Member – Dr. Frank Figueroa
City Manager – Dr. Gabriel Martin

City of Desert Hot Springs

Mayor – Scott Matas
Mayor Pro Tem – Roger Nunez
Council Member – Russell Betts
Council Member – Gary Gardner
Council Member – Jan Pye
City Manager – Daria Wilms

City of Eastvale

Mayor – Todd Rigby
Mayor Pro Tem – Christian Dinco
Council Member – Clint Larimore
Council Member – Jocelyn Yow
Council Member – Michael McMinn
City Manager – Mark Orme

City of Indian Wells

Mayor – Donna Griffith
Mayor Pro Tem – Greg Sanders
Council Member – Ty Peabody
Council Member – Bruce Whitman
Council Member – Dana Reed
City Manager – Christopher Freeland

City of Indio

Mayor – Oscar Ortiz
Mayor Pro Tem – Lupe Ramos Amith
Council Member – Glenn Miller
Council Member – Elaine Holmes
Council Member – Waymond Fermon
City Manager – Bryan Montgomery

City of Jurupa Valley

Mayor – Chris Barajas
Mayor Pro Tem – Guillermo Silva
Council Member – Brian Berkson
Council Member – Leslie Altamirano
Council Member – Armando Carmona
City Manager – Rod Butler

City of La Quinta

Mayor – Linda Evans
Mayor Pro Tem – Steve Sanchez
Council Member – Kathleen Fitzpatrick
Council Member – Deborah McGarrey
Council Member – John Pena
City Manager – John McMillen

City of Lake Elsinore

Mayor – Natasha Johnson
Mayor Pro Tem – Steve Manos
Council Member – Bob Magee
Council Member – Timothy J. Sheridan
Council Member – Brian Tisdale
City Manager – Jason Simpson

City of Menifee

Mayor – Bill Zimmerman
Mayor Pro Tem – Bob Karwin
Council Member – Ricky Estrada
Council Member – Lesa Sobek
Council Member – Dean Deines
City Manager – Armando G. Villa

City of Moreno Valley

Mayor – Ulises Cabrera
Mayor Pro Tem – Ed A. Delgado
Council Member – Elena Baca-Santa Cruz
Council Member – David Marquez
Council Member – Cheylynda Barnard
City Manager – Mike Lee

City of Norco

Mayor – Robin Grundmeyer
Mayor Pro Tem – Kevin Bash
Council Member – Katherine Aleman
Council Member – Berwin Hanna
Council Member – Greg Newton
City Manager – Lori Sasson

City of Palm Desert

Mayor – Kathleen Kelly
Mayor Pro Tem – Karina Quintanilla
Council Member – Gina Nestande
Council Member – Jan Harnik
Council Member – Evan Trubee
City Manager – Todd Hileman

City of Perris

Mayor – Michael Vargas
Mayor Pro Tem – Marisela Nava
Council Member – Malcolm Corona
Council Member – David Starr Rabb
Council Member – Rita Rogers
City Manager – Clara Miramontes

City of Rancho Mirage

Mayor – Richard W. Kite
Mayor Pro Tem – Steve Downs
Council Member – Lynn Mallotto
Council Member – Meg Marker
Council Member – Ted Weill
City Manager – Isaiah Hageman

Rubidoux Community Services District

Board President – Bernard Murphy
Board Vice-President – John Skerbell
Director – Armando Muniz
Director – F. Forest Trowbridge
Director – Hank Trueba Jr.
General Manager – Brian R. Laddusaw

City of San Jacinto

Mayor – Alonso Ledezma
Mayor Pro Tem – Crystal Ruiz
Council Member – Phil Ayala
Council Member – Brian Hawkins
Council Member – Valerie Vandever
City Manager – Robert Johnson

City of Temecula

Mayor – Zac Schwank
Mayor Pro Tem – James Stewart
Council Member – Brenden Kalfus
Council Member – Curtis Brown
Council Member – Jessica Alexander
City Manager – Aaron Adams

City of Wildomar

Mayor – Joseph Morabito
Mayor Pro Tem – Bridgette Moore
Council Member – Carlos Marquez
Council Member – Dustin Nigg
Council Member – Ashlee DePhillippo
City Manager – Dan York

County of Riverside

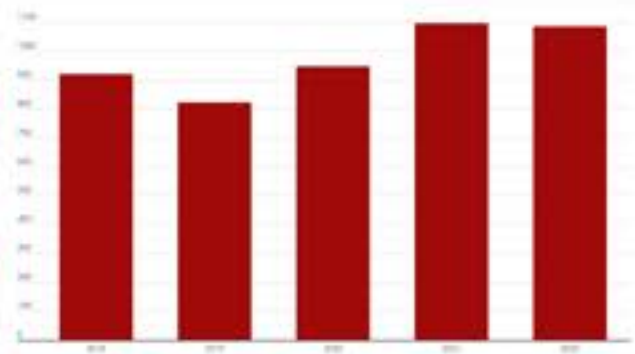
CEO – Jeffrey Van Wagenen Jr.
First District – Kevin Jeffries
Second District – Karen Spiegel
Third District – Chuck Washington
Fourth District – V. Manuel Perez
Fifth District – Yxstian Gutierrez



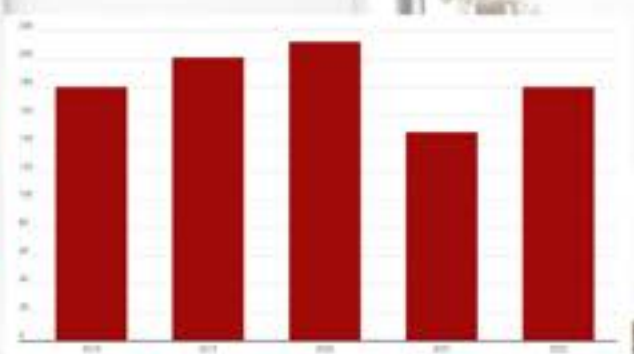
RESPONSE BY CHIEF OFFICER



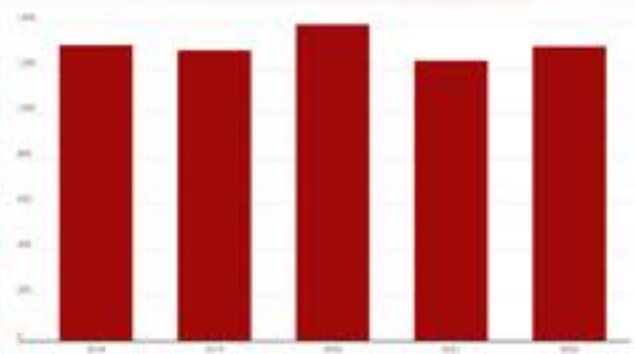
STRUCTURE FIRE
1084



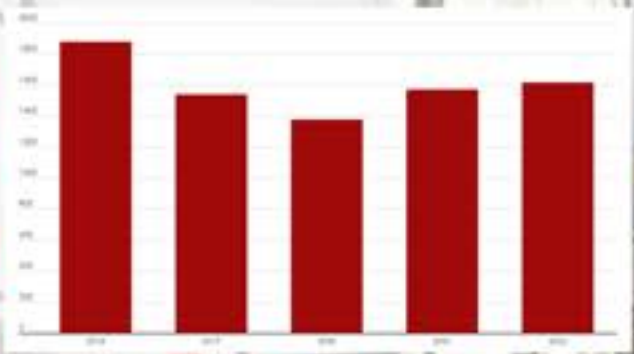
HAZMAT
180



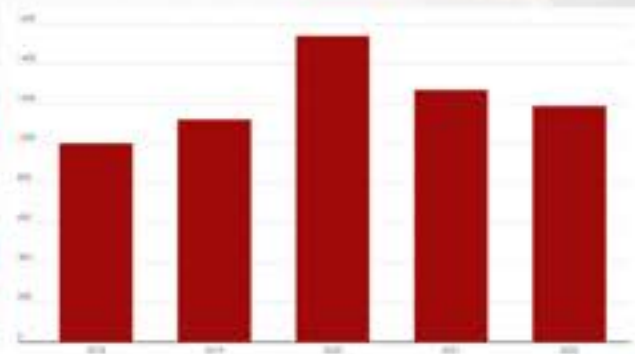
FALSE ALARM
1294



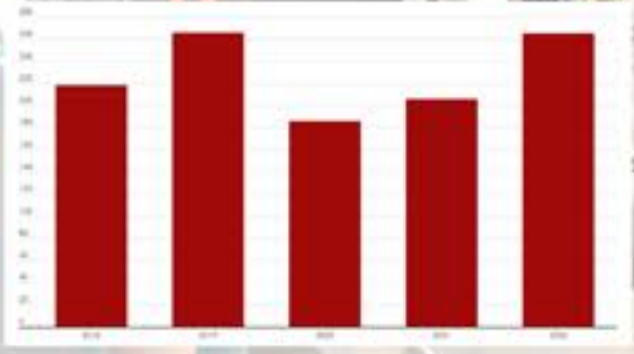
TRAFFIC COLLISION
1615



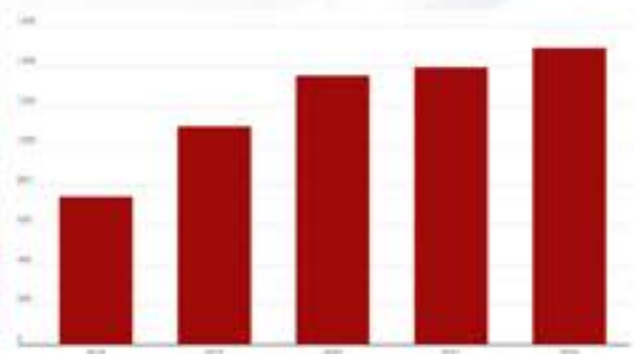
WILDLAND FIRE
1186



MEDICAL
265



OTHER FIRE
1489



OTHER MISC.
482





September 2022 - Commercial Structure Fire. Photo: Jay Sadler



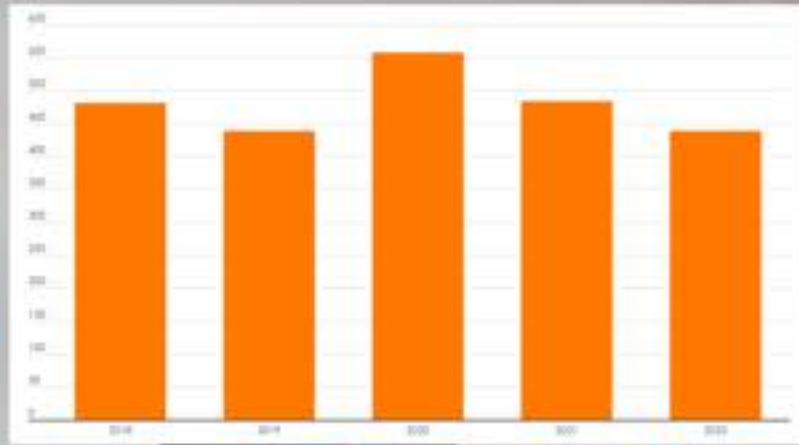
June 2022 - Community Pancake Breakfast. Photo: Fire Station 28



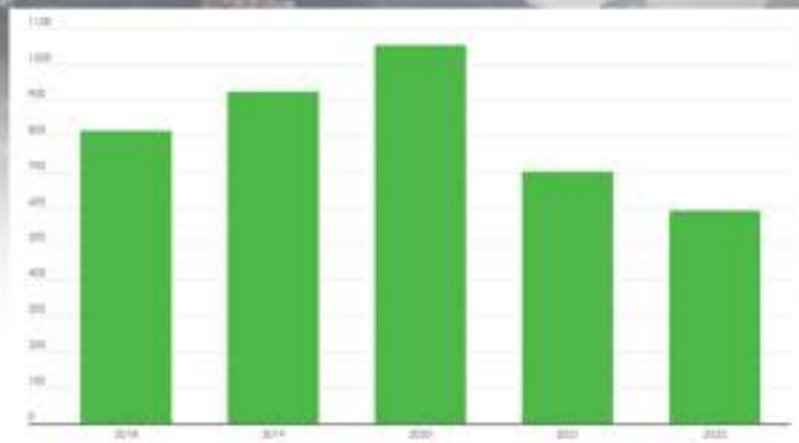
RESPONSE BY SPECIALIZED EQUIPMENT



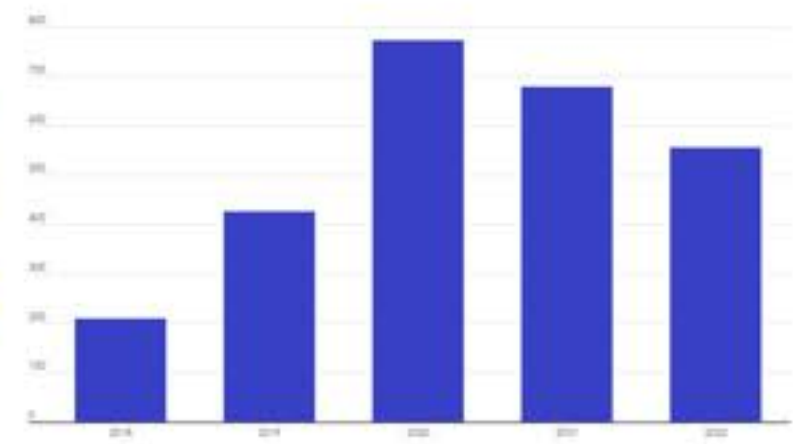
DOZER
439



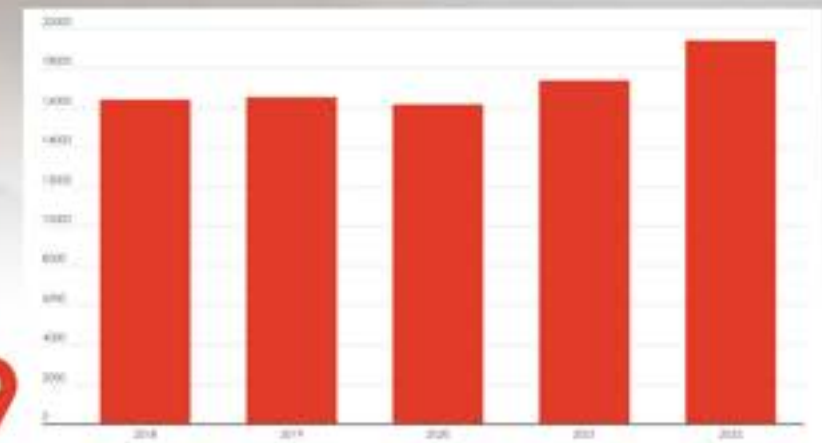

CREWS
592



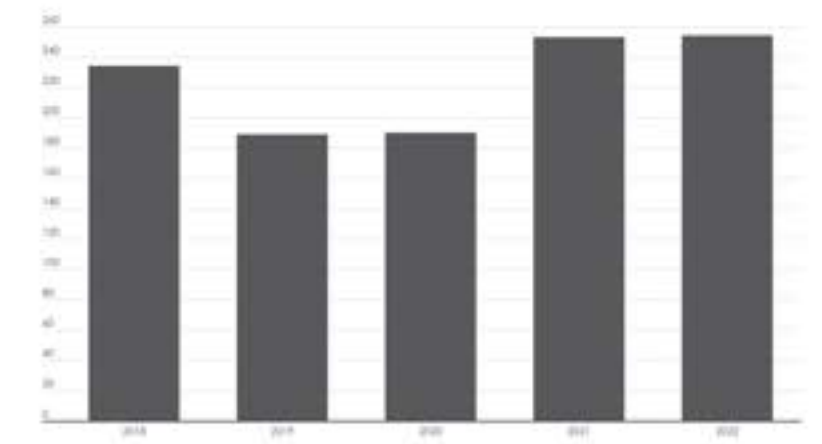

AIRCRAFT
556




TRUCK
19409



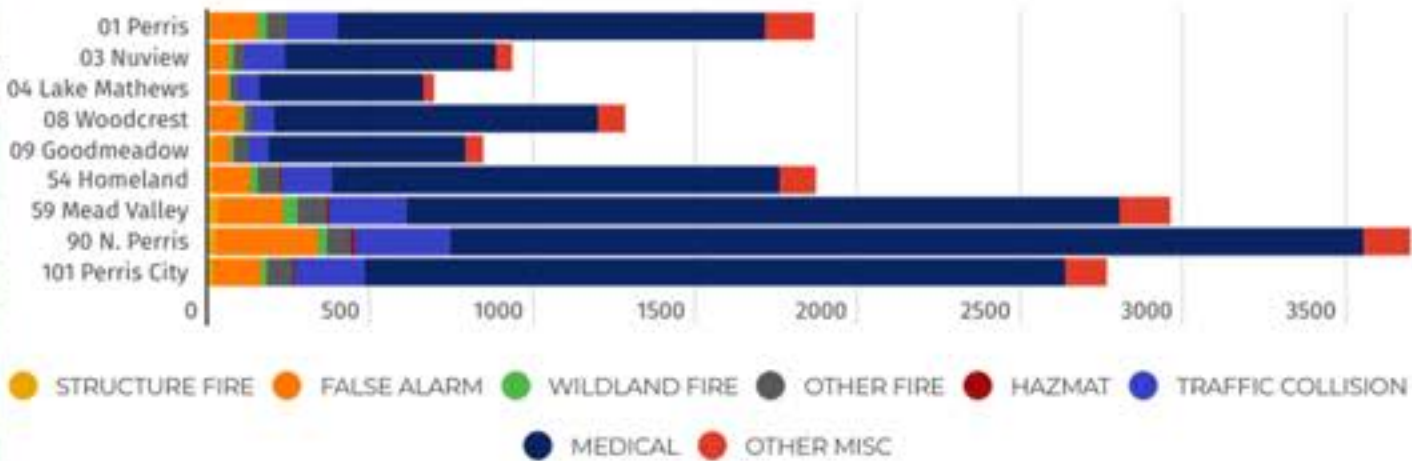

BREATHING SUPPORT
254



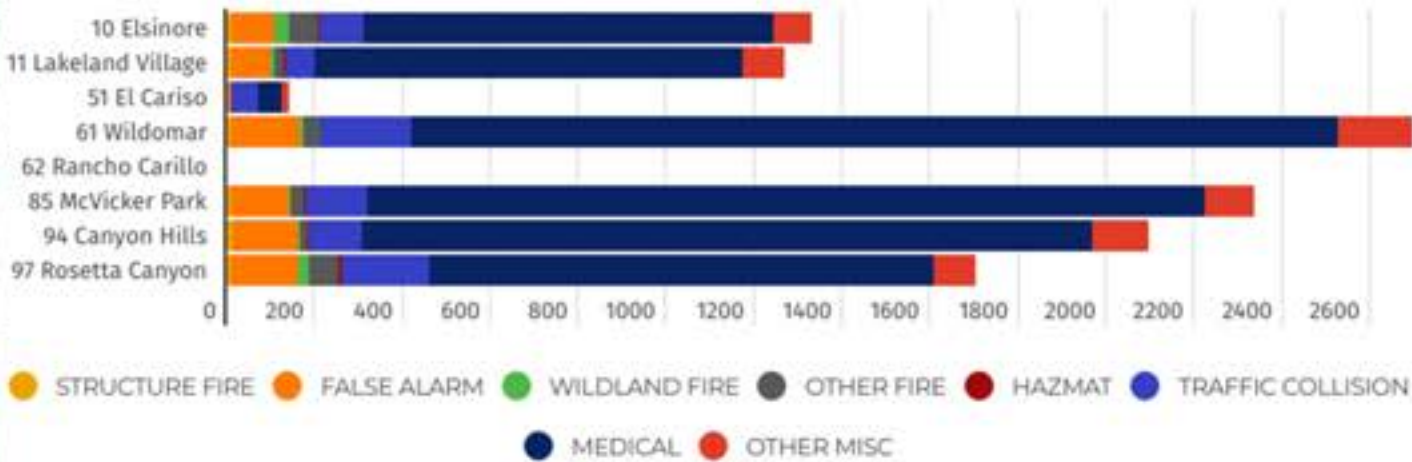


INCIDENTS BY BATTALION

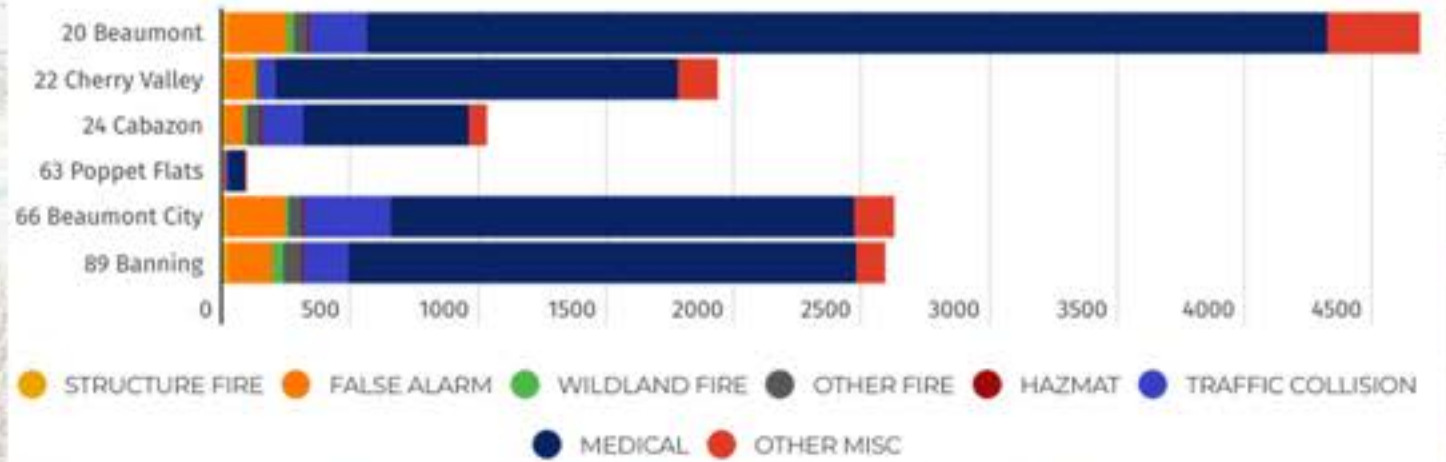
PERRIS BATTALION 1



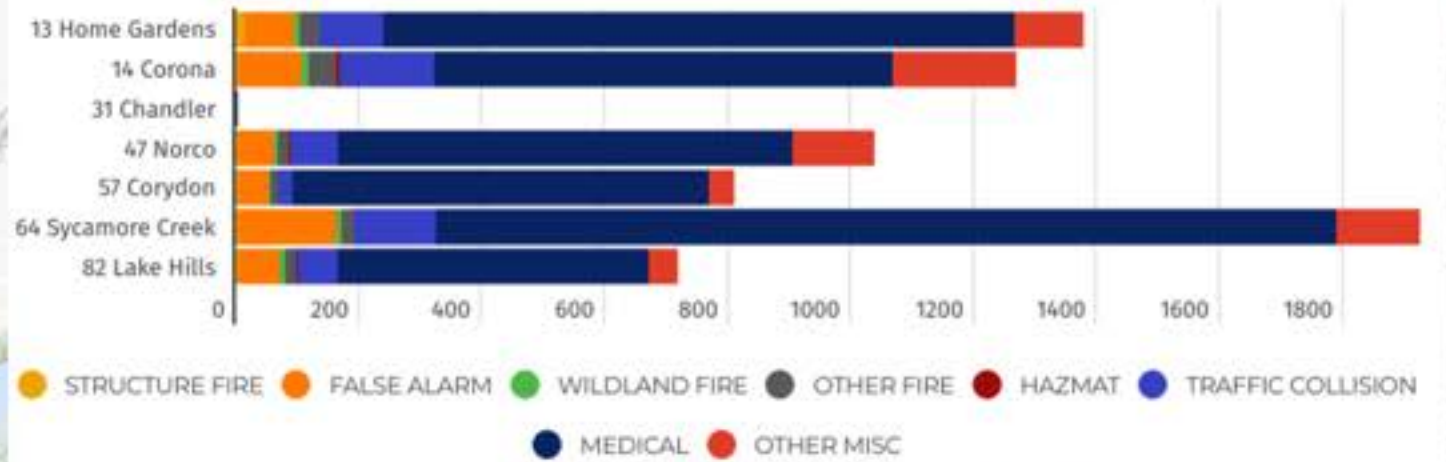
ELSINORE BATTALION 2



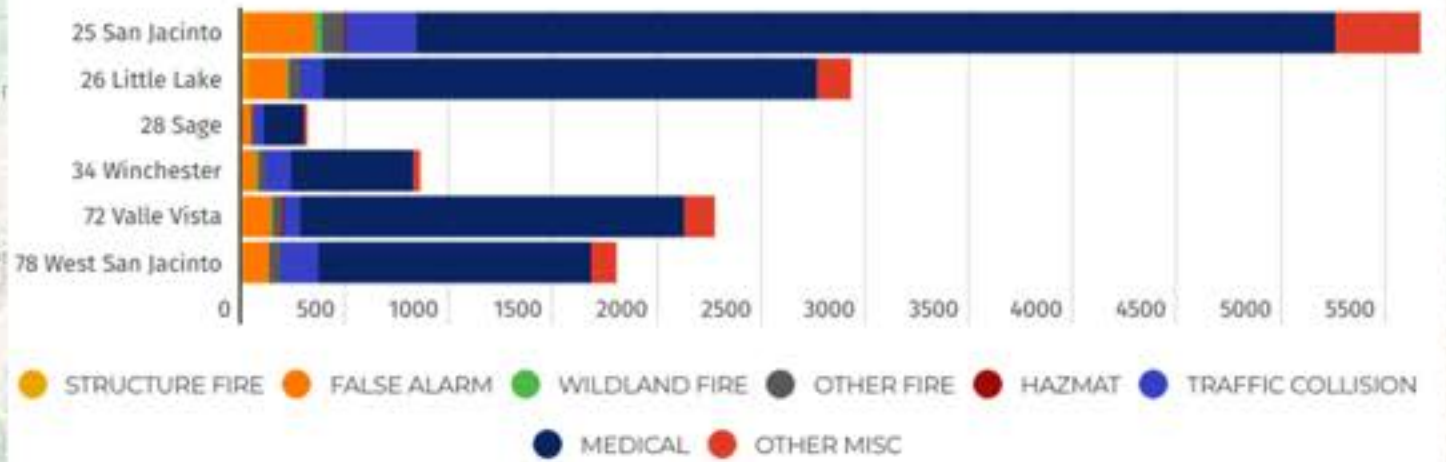
BEAUMONT BATTALION 3



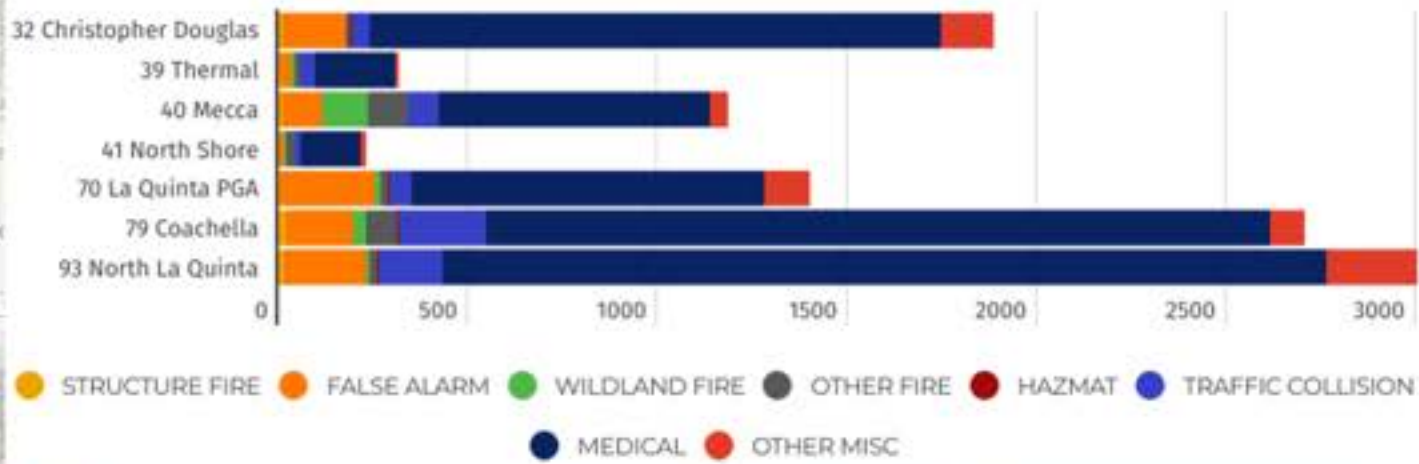
CORONA BATTALION 4



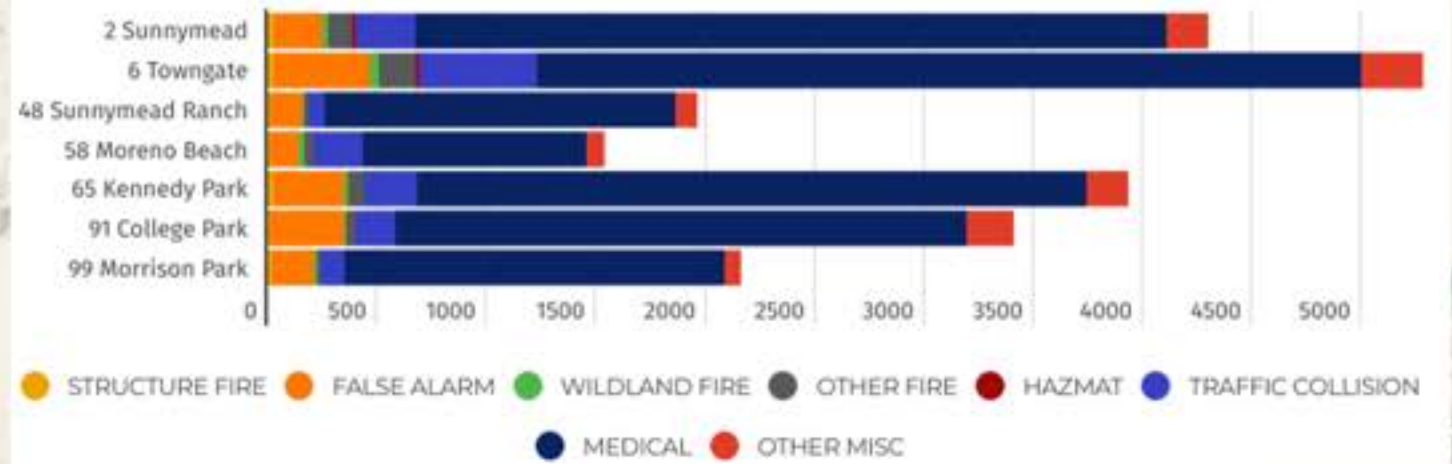
SAN JACINTO BATTALION 5



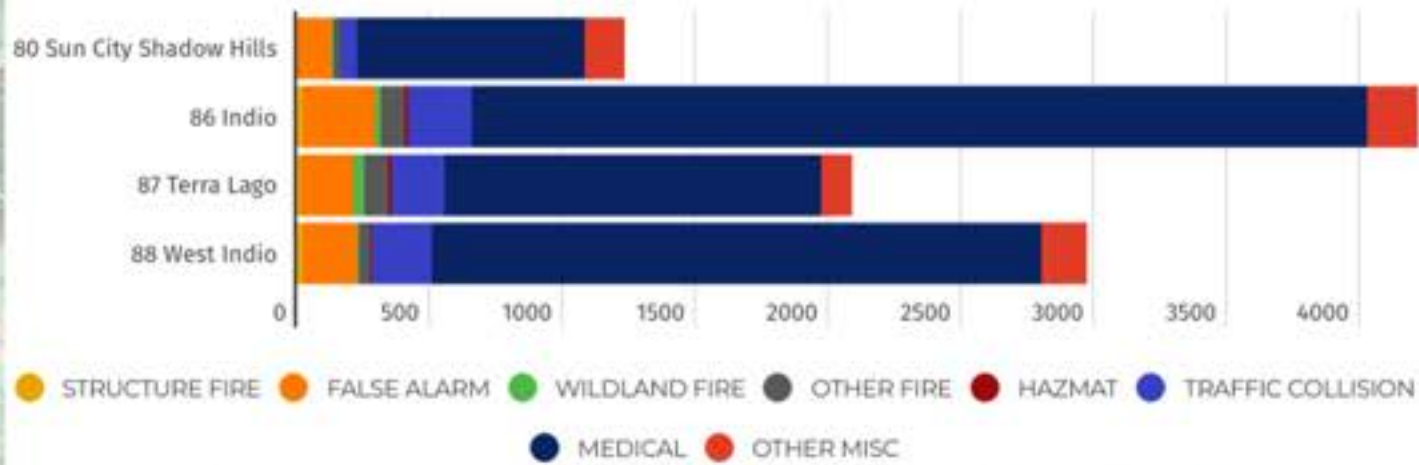
LA QUINTA BATTALION 6



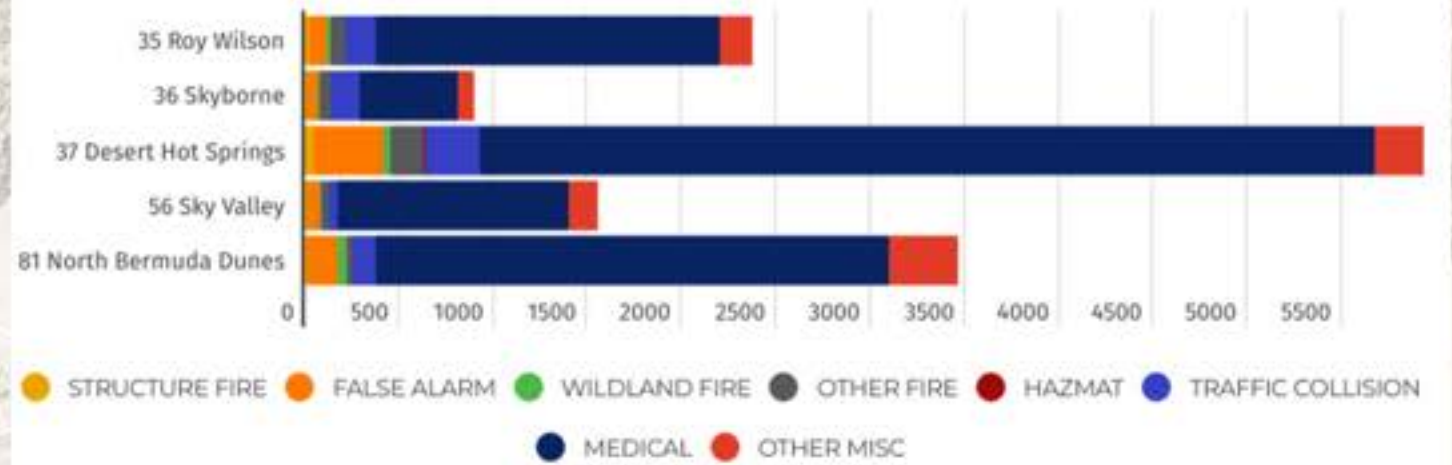
MORENO VALLEY BATTALION 9



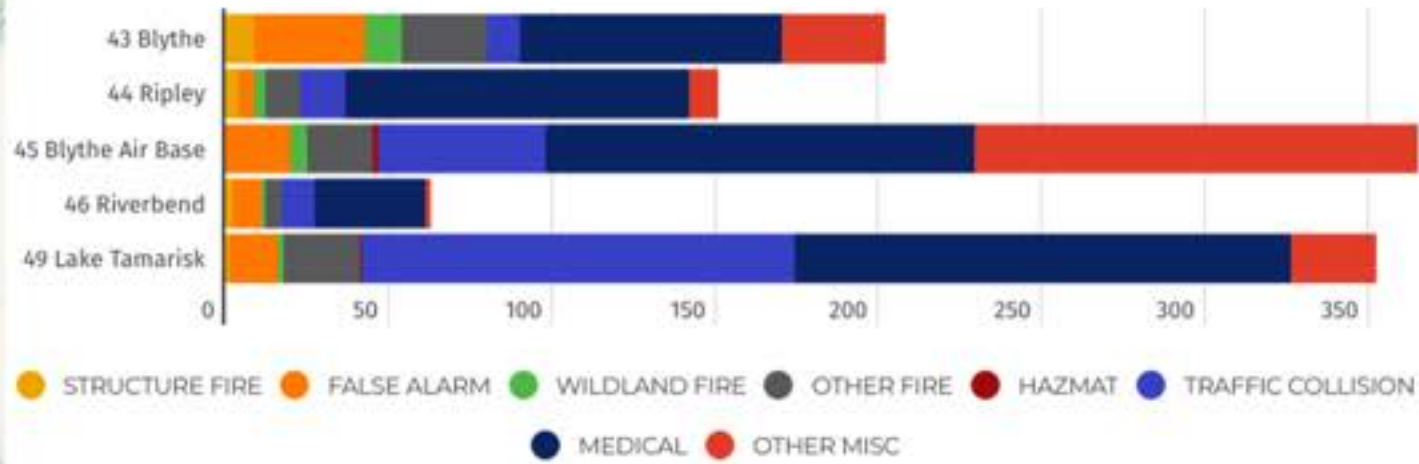
INDIO BATTALION 7



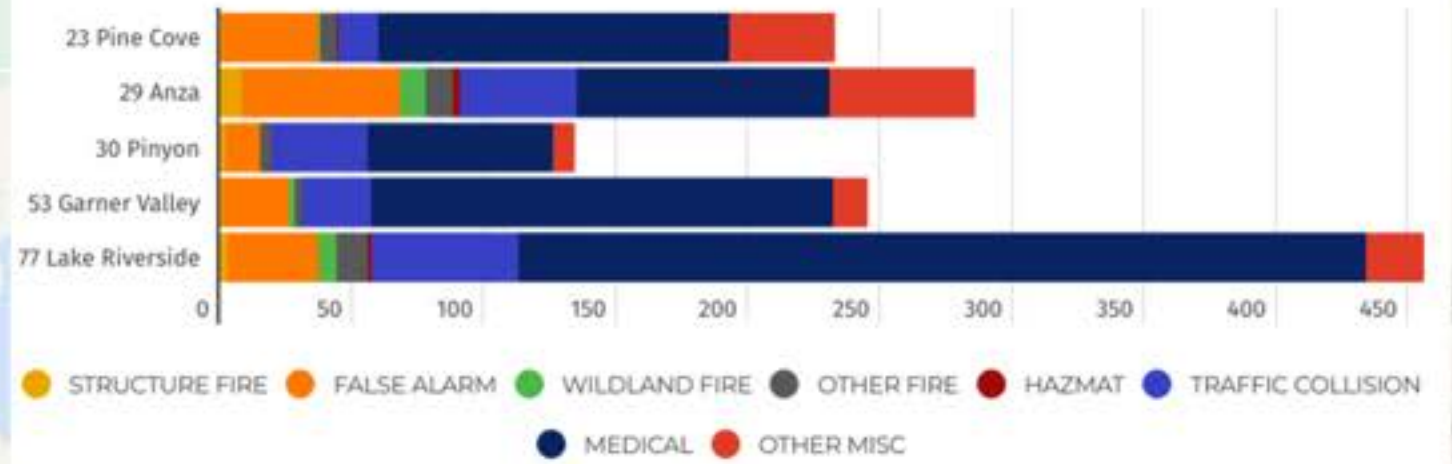
DESERT HOT SPRINGS BATTALION 10



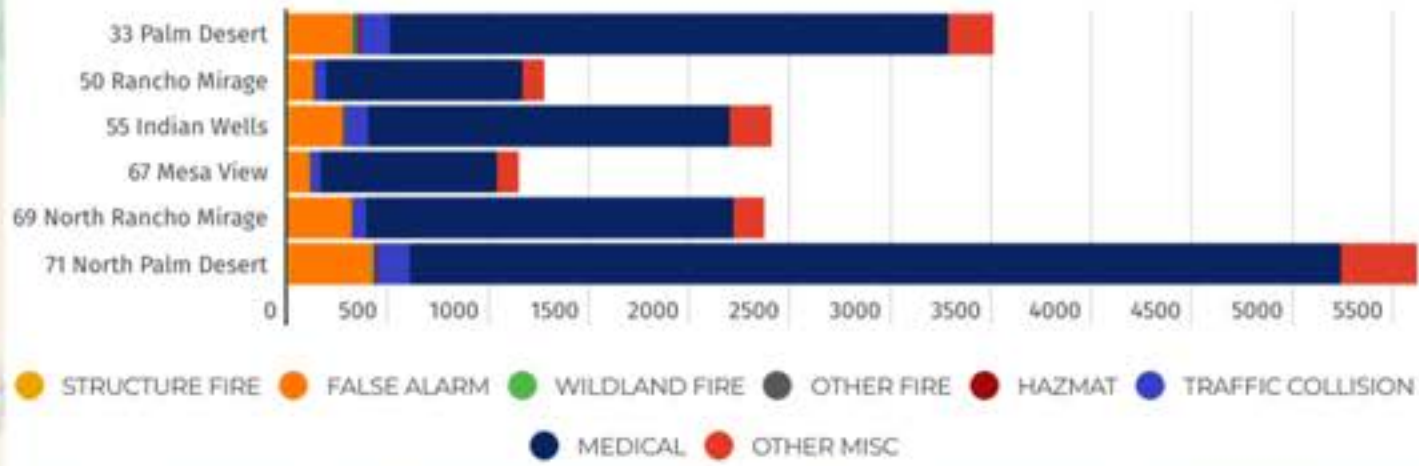
BLYTHE BATTALION 8



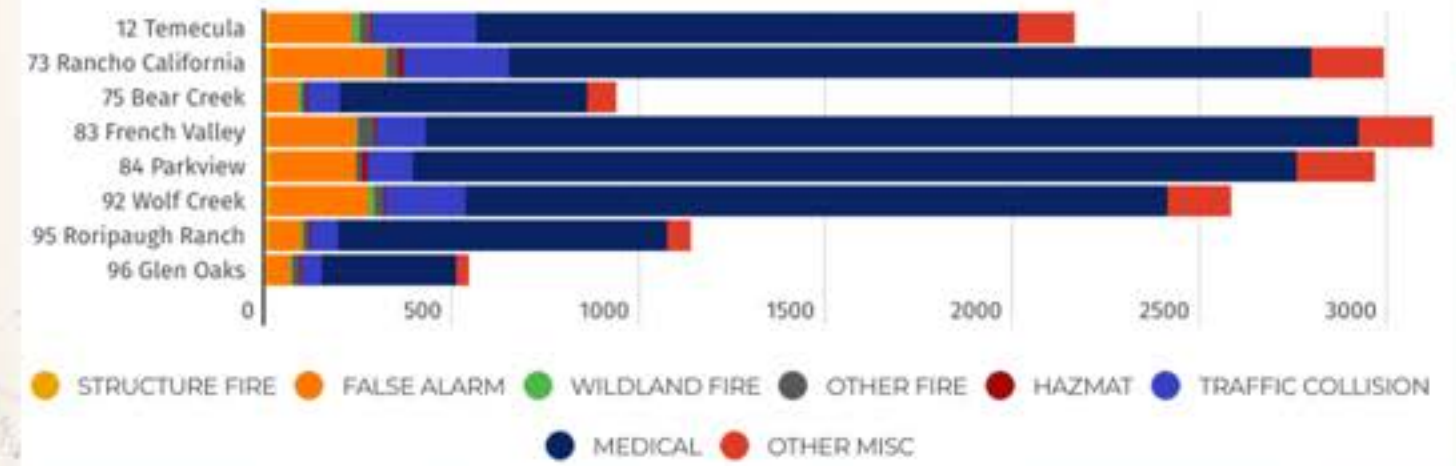
MOUNTAIN BATTALION 11



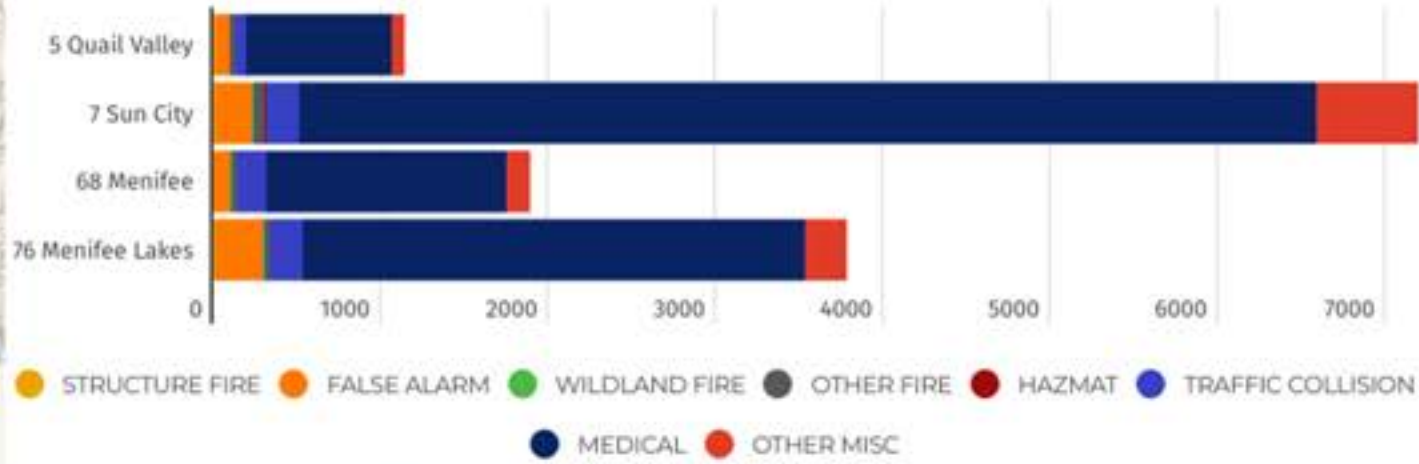
COVES BATTALION 12



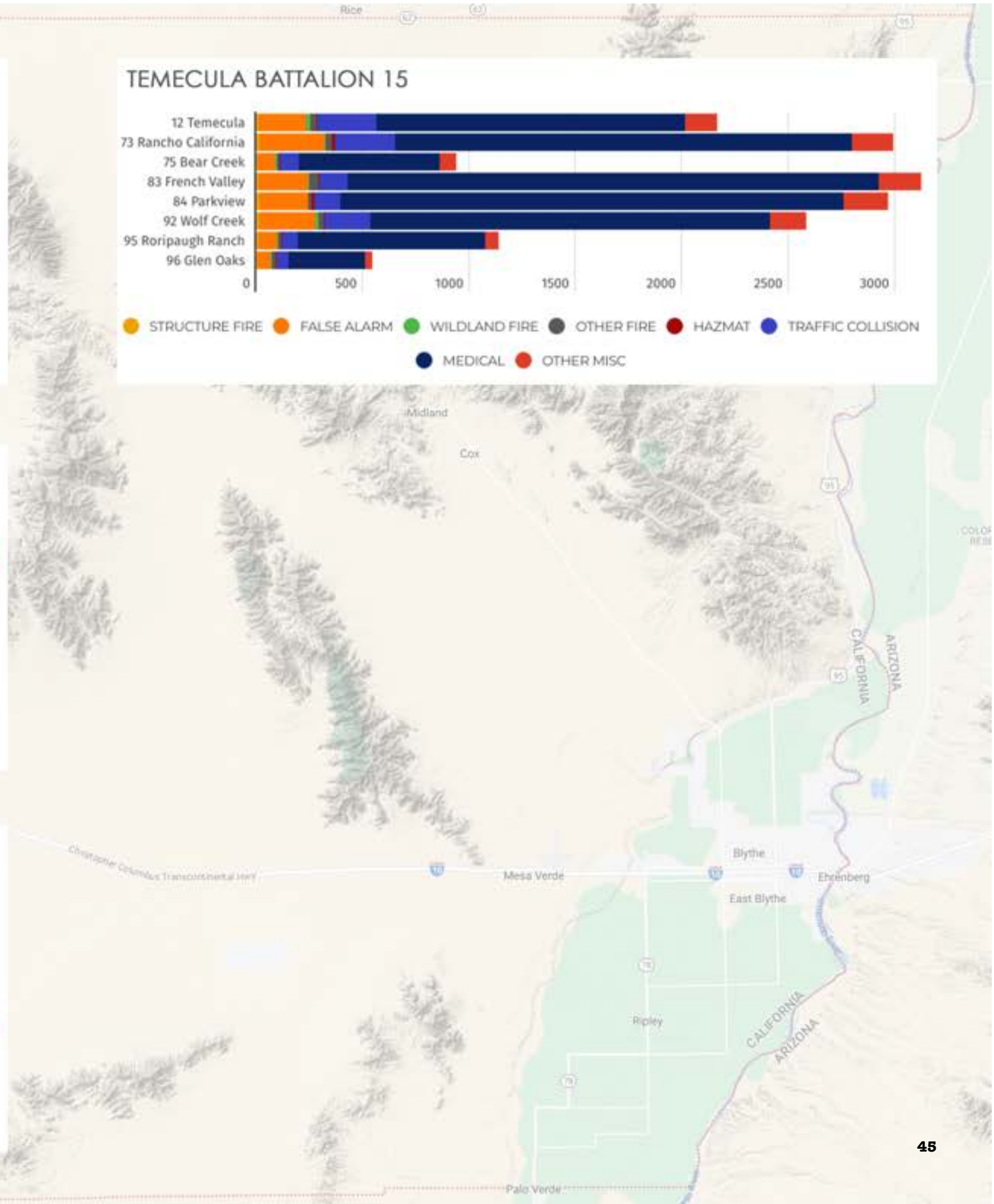
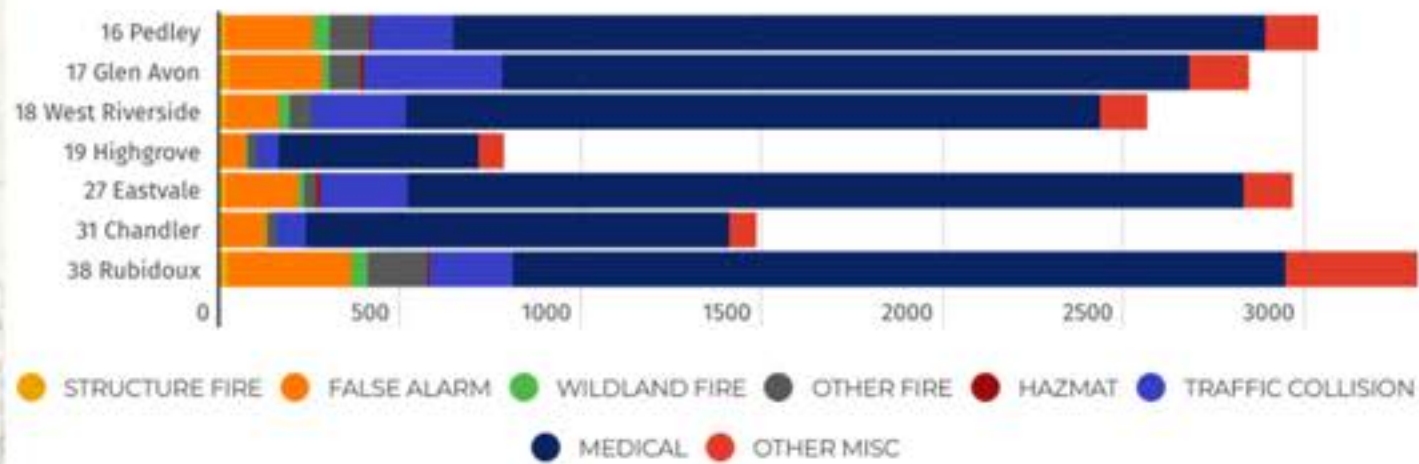
TEMECULA BATTALION 15



MENIFEE BATTALION 13



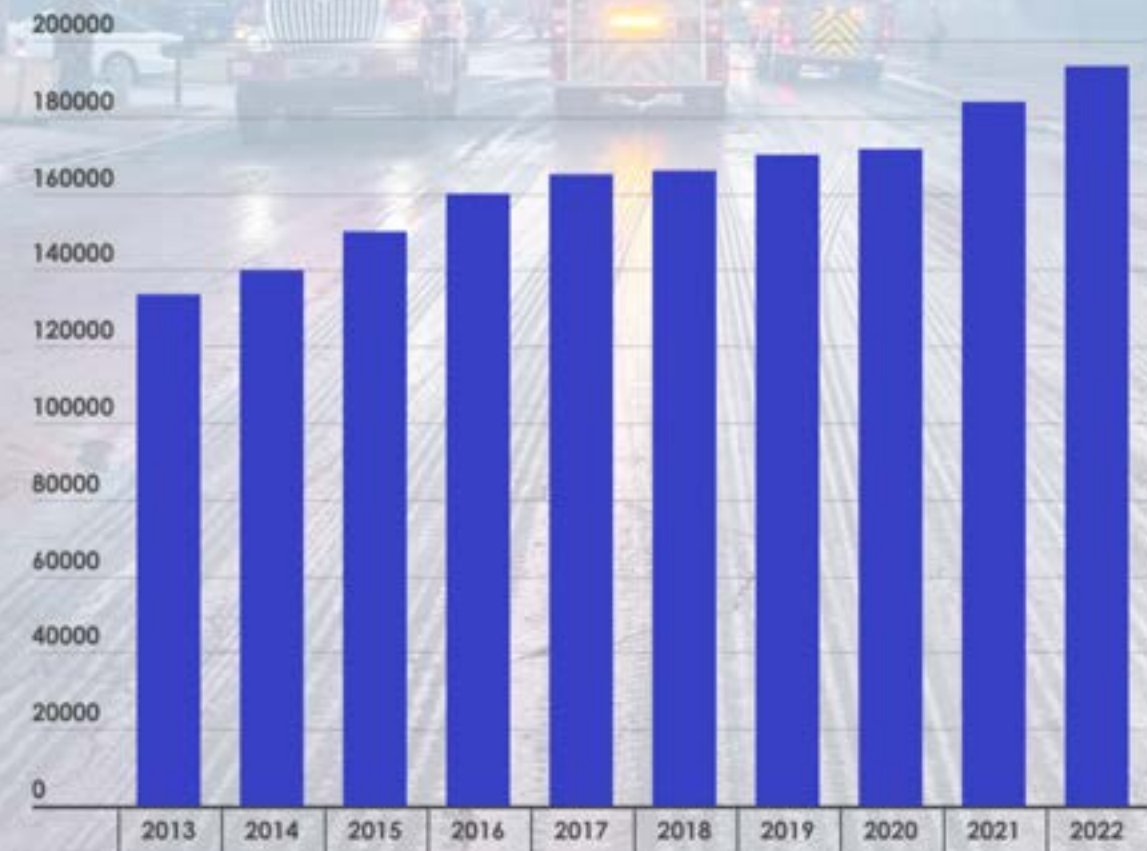
JURUPA VALLEY BATTALION 14






June 2022 - Traffic Collision with Extrication. Photo: TRW Media

TEN YEAR ACTIVITY TOTAL



Year	2013	2014	2015	2016	2017	2018	2019	2020	2021	2022
Total Incidents	133,536	139,910	149,950	159,896	164,954	165,989	170,103	171,561	183,893	193,278
Daily Average	365	383	410	438	451	454	466	470	503	529
Percent Change	2.23%	4.77%	7.18%	6.63%	2.97%	0.63%	2.48%	0.86%	7.19%	5.10%

June 2022 - Vegetation Fire. Photo: 564 Fire





September 2022 - Vegetation Fire. Photo: @564Fire

